



**MITSUBISHI  
MOTORS**

*brilliant*

**37<sup>th</sup> MITSUBISHI MOTORS  
PARALYMPICS NEW ZEALAND  
NATIONAL CHAMPIONSHIPS**



**OFFICIAL RESULTS**

**13TH - 15TH NOVEMBER 2009  
WELLINGTON, NEW ZEALAND**

HOSTED BY



**2009 MITSUBISHI MOTORS PNZ NATIONAL CHAMPIONSHIPS  
WELLINGTON, NEW ZEALAND**

**- ARCHERY -**

SATURDAY 7TH NOVEMBER 2009

AUCKLAND SPINAL UNIT

**Indoor Archery (18 metres)**

<b>PLACE</b>	<b>NAME</b>	<b>TEAM</b>	<b>GENDER</b>	<b>CLASS</b>	<b>Round 1</b>	<b>Round 2</b>	<b>Overall Total</b>	
<b>Mixed</b>								
1	Joe Flavell	AK	M	ARST P	426	433	859	
2	Patrick Witehira	AK	M	ARW2 P	396	403	799	
3	Jan Apel	AK	W	ARST P	393	377	770	
4	Brian McLean	AK	M	ARW2 P	377	374	751	

**2009 MITSUBISHI MOTORS PNZ NATIONAL CHAMPIONSHIPS  
WELLINGTON, NEW ZEALAND**

**- ATHLETICS -**

SATURDAY 14TH NOVEMBER 2009

NEWTOWN PARK

**DISCUS**

PLACE	NAME	TEAM	GENDER	CLASS	RESULT	STANDARD	%	PNZ RECORD
<b>Men</b>								
1	Julian Bethell	1.00kg CB	M	Masters F36	<b>24.33</b>	38.98	62.4%	22.05 <b>Record</b>
2	Philip Hansford	1.00kg SL	M	Open F56	<b>22.85</b>	40.87	55.9%	29.83
3	Ray Green	1.50kg WN	M	Masters F42	<b>22.23</b>	47.85	46.5%	36.86
4	Joe Flavell	1.00kg AK	M	Open F58	<b>24.25</b>	57.61	42.1%	20.03 <b>Record</b>
5	Daryl Humberstone	1.50kg CB	M	Masters F44	<b>23.11</b>	55.53	41.6%	44.18
6	Joseph Wilson	1.50kg CB	M	Masters F42	<b>17.85</b>	47.85	37.3%	36.86
7	Ben Hekenui	1.00kg TN	M	Masters F58	<b>17.73</b>	57.61	30.8%	20.03
8	Jason Wali	1.00kg CB	M	19&U F37	<b>10.84</b>	52.00	20.8%	24.70
9	Joel Perkins	1.00kg BP	M	19&U F37	<b>8.84</b>	52.00	17.0%	24.70
-	Hayden Chapman	500g CB	M	19&U F38	<b>18.96</b>	-	-	-
-	Jack Woods	500g CB	M	19&U F35	<b>12.29</b>	-	-	-
-	MingMing Edgar	1.75kg AK	M	19&U F11	<b>14.16</b>	-	-	-

**Women**

1	Holly Robinson	1.00kg CB	W	19&U F46	<b>24.91</b>	42.12	59.1%	25.37
2	Holly Munro	1.00kg NO	W	Open F37	<b>15.71</b>	33.67	46.7%	17.50
3	Chelsea Seagar	1.00kg AK	W	19&U F38	<b>14.52</b>	31.63	45.9%	9.35 <b>Record</b>
4	Rebecca Hayman	1.00kg OT	W	Open F55	<b>11.87</b>	27.80	42.7%	12.62
5	Susan Cowhan	1.00kg NO	W	Open F46	<b>15.87</b>	42.12	37.7%	25.37
6	Jessica Cleverley	1.00kg BP	W	19&U F12	<b>9.75</b>	45.06	21.6%	22.58

**100 METRES**

PLACE	NAME	TEAM	GENDER	CLASS	RESULT	STANDARD	%	PNZ RECORD
<b>Men</b>								
1	Matthew Lack	+3.2 AK	M	19&U T54	<b>0:15.66</b>	0:13.76	113.8%	0:15.42
2	Chris Hickling	+3.2 WN	M	Masters T52	<b>0:21.20</b>	0:17.01	124.6%	0:19.33
3	Daniel Autridge	+2.6 CB	M	19&U T13	<b>0:13.73</b>	0:10.62	129.3%	0:12.06
4	Connor Endrodi	+2.6 NO	M	19&U T37	<b>0:15.35</b>	0:11.66	131.6%	0:11.97
5	Daryl Humberstone	+2.6 CB	M	Masters T44	<b>0:14.39</b>	0:10.91	131.9%	0:13.30
6	Jason Wali	+2.6 CB	M	19&U T37	<b>0:16.73</b>	0:11.66	143.5%	0:11.97
7	Martin Oliver	+3.2 AK	M	Open T54	<b>0:22.42</b>	0:13.76	162.9%	0:15.42
8	Jack Woods	+2.8 CB	M	19&U T35	<b>0:20.74</b>	0:12.29	168.8%	0:18.65
9	Hayden Chapman	+2.6 CB	M	19&U T38	<b>0:19.17</b>	0:10.96	174.9%	0:14.30
10	Joel Perkins	+2.8 BP	M	19&U T37	<b>0:20.48</b>	0:11.66	175.6%	0:11.97
11	George Hewitt	+2.8 WN	M	19&U T35	<b>0:22.36</b>	0:12.29	181.9%	0:18.65

**Women**

1	Holly Robinson	+2.6 CB	W	19&U T46	<b>0:15.47</b>	0:12.04	128.5%	0:15.80 *
2	Meg Weston	+2.8 CB	W	19&U T38	<b>0:18.27</b>	0:13.43	136.0%	0:16.09
3	Jessica Cleverley	+2.8 BP	W	19&U T12	<b>0:18.31</b>	0:12.32	148.6%	0:14.70
4	Susan Cowhan	+2.6 NO	W	Open T46	<b>0:20.55</b>	0:12.04	170.7%	0:15.80

**2009 MITSUBISHI MOTORS PNZ NATIONAL CHAMPIONSHIPS  
WELLINGTON, NEW ZEALAND**

**- ATHLETICS -**

SATURDAY 14TH NOVEMBER 2009

NEWTOWN PARK

**SHOT PUT**

PLACE	NAME	TEAM	GENDER	CLASS	RESULT	STANDARD	%	PNZ RECORD
<b>Men</b>								
1	Philip Hansford	4.00kg SL	M	Open F56	<b>8.09</b>	13.49	60.0%	9.86
2	Joe Flavell	5.00kg AK	M	Open F58	<b>9.11</b>	16.03	56.8%	6.10 <b>Record</b>
3	Julian Bethell	4.00kg CB	M	Masters F36	<b>6.97</b>	13.03	53.5%	8.36
4	Ray Green	6.00kg WN	M	Masters F42	<b>7.36</b>	14.43	51.0%	9.42
5	Joseph Wilson	6.00kg CB	M	Masters F42	<b>6.89</b>	14.43	47.7%	9.42
6	Daryl Humberstone	6.00kg CB	M	Masters F44	<b>7.24</b>	17.89	40.5%	14.11
7	Ben Hekenui	5.00kg TN	M	Masters F58	<b>5.54</b>	16.03	34.6%	6.10
-	Connor Endrodi	3.00kg NO	M	19&U F37	<b>7.74</b>	-	-	-
-	Daniel Autridge	5.00kg CB	M	19&U F13	<b>7.30</b>	-	-	-
-	Hayden Chapman	2.00kg CB	M	19&U F38	<b>6.57</b>	-	-	-
-	MingMing Edgar	6.00kg AK	M	19&U F11	<b>5.81</b>	-	-	-
-	Jason Wali	3.00kg CB	M	19&U F37	<b>5.58</b>	-	-	-
-	Jack Woods	2.00kg CB	M	19&U F35	<b>4.96</b>	-	-	-
-	Joel Perkins	3.00kg BP	M	19&U F37	<b>4.70</b>	-	-	-
<b>Women</b>								
1	Jessica Hamill	3.00kg SL	W	19&U F34	<b>6.98</b>	8.80	79.3%	7.32
2	Holly Robinson	4.00kg CB	W	19&U F46	<b>8.05</b>	11.93	67.5%	8.02 <b>Record</b>
3	Rebecca Hayman	4.00kg OT	W	Open F55	<b>5.44</b>	9.06	60.0%	5.12 <b>Record</b>
4	Holly Munro	3.00kg NO	W	Open F37	<b>6.20</b>	11.58	53.5%	7.33
5	Jessica Cleverley	4.00kg BP	W	19&U F12	<b>4.64</b>	13.06	35.5%	7.60

**400 METRES**

PLACE	NAME	TEAM	GENDER	CLASS	RESULT	STANDARD	%	PNZ RECORD
<b>Men</b>								
1	Matthew Lack	AK	M	19&U T54	<b>0:53.34</b>	0:45.07	118.3%	0:49.08
2	Daniel Autridge	CB	M	19&U T13	<b>1:10.74</b>	0:47.88	147.7%	0:51.38
3	George Hewitt	WN	M	19&U T35	<b>1:39.35</b>	1:04.16	154.8%	1:16.66
4	Jason Wali	CB	M	19&U T37	<b>1:24.93</b>	0:52.70	161.2%	0:56.63
5	Daryl Humberstone	CB	M	Masters T44	<b>1:22.23</b>	0:50.98	161.3%	1:12.06
6	Jack Woods	CB	M	19&U T35	<b>1:50.86</b>	1:04.16	172.8%	1:16.66
7	Joel Perkins	BP	M	19&U T37	<b>2:09.47</b>	0:52.70	245.7%	0:56.63
<b>Women</b>								
1	Chelsea Seagar	AK	W	19&U T38	<b>1:19.02</b>	1:04.90	121.8%	1:16.25
2	Meg Weston	CB	W	19&U T38	<b>1:44.56</b>	1:04.90	161.1%	1:16.25

**2009 MITSUBISHI MOTORS PNZ NATIONAL CHAMPIONSHIPS  
WELLINGTON, NEW ZEALAND**

**- ATHLETICS -**

SUNDAY 15TH NOVEMBER 2009

NEWTOWN PARK

**JAVELIN**

PLACE	NAME	TEAM	GENDER	CLASS	RESULT	STANDARD	PNZ RECORD
<b>Men</b>							
1	Philip Hansford	600g SL	M Open	F56	<b>20.53</b>	42.27 48.6%	21.40
2	Joe Flavell	600g AK	M Open	F58	<b>22.52</b>	50.72 44.4%	17.10 <b>Record</b>
3	Ben Hekenui	600g TN	M Masters	F58	<b>12.54</b>	50.72 24.8%	17.10
4	Daryl Humberstone	800g CB	M Masters	F44	<b>14.29</b>	57.60 24.7%	54.89
5	Connor Endrodi	600g NO	M 19&U	F37	<b>13.95</b>	57.81 24.1%	24.66
6	Joel Perkins	600g BP	M 19&U	F37	<b>5.22</b>	57.81 9.0%	24.66
<b>Women</b>							
1	Jessica Hamill	600g SL	W 19&U	F34	<b>12.32</b>	17.28 71.3%	13.98
2	Holly Robinson	600g CB	W 19&U	F46	<b>22.19</b>	39.23 56.6%	23.76
3	Rebecca Hayman	600g OT	W Open	F55	<b>11.17</b>	22.71 49.2%	11.04 <b>Record</b>

**800 METRES**

PLACE	NAME	TEAM	GENDER	CLASS	RESULT	STANDARD	PNZ RECORD
<b>Men</b>							
1	Matthew Lack	AK	M 19&U	T54	<b>1:51.67</b>	1:32.17 121.2%	1:39.00
2	George Hewitt	WN	M 19&U	T35	<b>3:50.06</b>	2:29.47 153.9%	3:38.14
3	Jack Woods	CB	M 19&U	T35	<b>4:15.72</b>	2:29.47 171.1%	3:38.14
4	Jason Wali	CB	M 19&U	T37	<b>3:27.44</b>	1:59.39 173.7%	2:29.24
5	Anton Besseling	TN	M 19&U	T46	<b>3:36.51</b>	1:52.36 192.7%	2:09.62
<b>Women</b>							
1	Chelsea Seagar	AK	W 19&U	T38	<b>3:10.46</b>	2:35.90 122.2%	2:52.50

**200 METRES**

PLACE	NAME	TEAM	GENDER	CLASS	RESULT	STANDARD	PNZ RECORD
<b>Men</b>							
1	Matthew Lack	+0.8 AK	M 19&U	T54	<b>0:29.11</b>	0:24.18 120.4%	0:27.36
2	Chris Hickling	+0.8 WN	M Masters	T52	<b>0:41.05</b>	0:30.34 135.3%	0:36.05
3	Daniel Autridge	-3.6 CB	M 19&U	T13	<b>0:29.60</b>	0:21.43 138.1%	0:24.91
4	Daryl Humberstone	-3.6 CB	M Masters	T44	<b>0:32.16</b>	0:22.62 142.2%	0:30.19
5	Connor Endrodi	-3.6 NO	M 19&U	T37	<b>0:35.41</b>	0:23.84 148.5%	0:24.60
6	Jason Wali	-3.6 CB	M 19&U	T37	<b>0:37.83</b>	0:23.84 158.7%	0:24.60
7	Martin Oliver	+0.8 AK	M Open	T54	<b>0:44.05</b>	0:24.18 182.2%	0:27.36
8	Jack Woods	+3.3 CB	M 19&U	T35	<b>0:49.62</b>	0:26.69 185.9%	0:34.20
9	Joel Perkins	+3.3 BP	M 19&U	T37	<b>0:45.82</b>	0:23.84 192.2%	0:24.60
10	George Hewitt	+3.3 WN	M 19&U	T35	<b>0:47.39</b>	0:24.65 192.3%	0:34.20
<b>Women</b>							
1	Chelsea Seagar	+3.3 AK	W 19&U	T38	<b>0:34.92</b>	0:27.81 125.6%	0:35.55 *
2	Meg Weston	+3.3 CB	W 19&U	T38	<b>0:39.95</b>	0:27.81 143.7%	0:35.55

**2009 MITSUBISHI MOTORS PNZ NATIONAL CHAMPIONSHIPS  
WELLINGTON, NEW ZEALAND**

**- ATHLETICS -**

SUNDAY 15TH NOVEMBER 2009

NEWTOWN PARK

**LONG JUMP**

PLACE	NAME	TEAM	GENDER	CLASS	RESULT	STANDARD	PNZ RECORD
<b>Men</b>							
1	Connor Endrodi	-2.8 NO	M 19&U	F37	<b>3.55</b>	5.98 59.4%	3.51 <b>Record</b>
2	Jason Wali	-0.4 CB	M 19&U	F37	<b>2.84</b>	5.98 47.5%	3.51
3	Daryl Humberstone	+3.7 CB	M Masters	F44	<b>3.06</b>	6.79 45.1%	5.92
4	Joel Perkins	+1.5 BP	M 19&U	F37	<b>1.81</b>	5.98 30.3%	3.51
5	Jack Woods	+3.2 CB	M 19&U	F35	<b>1.43</b>	6.06 23.6%	3.91
<b>Women</b>							
1	Chelsea Seagar	-0.8 AK	W 19&U	F38	<b>3.16</b>	4.49 70.4%	3.35
2	Holly Robinson	+1.9 CB	W 19&U	F46	<b>3.63</b>	5.73 63.4%	3.83
3	Jessica Cleverley	-3.0 BP	W 19&U	F12	<b>2.24</b>	6.28 35.7%	4.11

**1500 METRES**

PLACE	NAME	TEAM	GENDER	CLASS	RESULT	STANDARD	PNZ RECORD
<b>Men</b>							
1	Matthew Lack	AK	M 19&U	T54	<b>3:36.91</b>	2:55.72 123.4%	3:06.72
2	George Hewitt	WN	M 19&U	T35	<b>8:29.47</b>	4:58.65 170.6%	6:43.18
3	Jack Woods	CB	M 19&U	T35	<b>8:53.47</b>	4:58.65 178.6%	6:43.18
<b>Women</b>							
1	Chelsea Seagar	AK	W 19&U	T38	<b>8:29.40</b>	2:58.51 285.4%	5:49.29

**4 x 100 METRES RELAY - AMBULANT**

PLACE	NAME	TEAM	GENDER	CLASS	RESULT	PNZ RECORD
<b>Mixed</b>						
1	Canterbury B	- Woods, Westen, Chapman, Johnson			<b>1:19.31</b>	1:02.70
-	Canterbury A	- Robinson, Wali, Autridge, Humberstone			<b>DQ</b>	1:02.70
-	Southern North Island				<b>DQ</b>	1:02.70

\* Record not approved.

# Athlete loaned from another region.

**2009 MITSUBISHI MOTORS PNZ NATIONAL CHAMPIONSHIPS  
WELLINGTON, NEW ZEALAND**

**- BOWLS -**

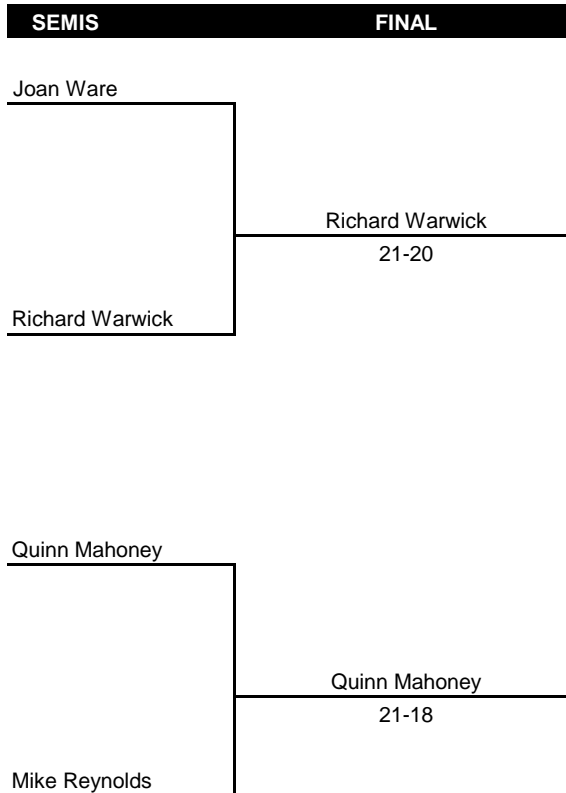
THURSDAY 12TH - SUNDAY 15TH NOVEMBER 2009

HUTT BOWLING CLUB

**SINGLES**

GROUP A	Ware	Willems	Gibson	Haskell	Strang	Mahoney		Group Points	Diff.	Group Ranking
Joan Ware		19-12	14-13	23-6	19-7	21-4		10		1st
Shona Willems	12-19		12-15	10-6	17-5	8-18		4		4th
Bryan Gibson	13-14	15-12		18-4	17-3	10-18		6		3rd
Robin Haskell	6-23	6-10	4-18		12-8	8-13		2		5th
Philip Strang	7-19	5-17	3-17	8-12		8-14		0		6th
Quinn Mahoney	4-21	18-8	18-10	13-8	14-8			8		2nd

GROUP B	Warwick	Brodie	Reynolds	Frude	Germon		Group Points	Diff.	Group Ranking
Richard Warwick		18-6	12-20	27-3	27-9		6		2nd
Arthur Brodie	6-18		14-14	4-12	7-22		1		5th
Mike Reynolds	20-12	14-14		15-7	13-7		7		1st
Colin Frude	3-27	12-4	7-15		7-26		2		4th
Ken Germon	9-27	22-7	7-13	26-7			4		3rd



PLACE	NAME
1	Quinn Mahoney
2	Richard Warwick
3	Joan Ware

PLAYOFF MATCHES		
3rd/4th	Ware 21 defeated	Reynolds 19
5th/6th	Gibson 21 defeated	Germon 19
7th/8th	Frude 20 defeated	Willems 16
9th/10th	Brodie 18 defeated	Haskell 10

**2009 MITSUBISHI MOTORS PNZ NATIONAL CHAMPIONSHIPS  
WELLINGTON, NEW ZEALAND**

**- BOWLS -**

THURSDAY 12TH - SUNDAY 15TH NOVEMBER 2009

HUTT BOWLING CLUB

PAIRS

	Wylie Bentley	Bennett Mitchell	Coburn Shaw	MacNeill Horne	Daly Engi		Group Points	Diff.	Final Ranking
Wylie, Bentley		22-15	10-21	17-27	14-15		2	-15	3rd
Bennett, Mitchell	15-22		10-24	13-20	17-6		2	-17	4th
Coburn, Shaw	21-10	24-10		16-17	15-11		6		2nd
MacNeil, Horne	27-17	20-13	17-16		31-11		8		1st
Daly, Engi	15-14	6-17	11-15	11-31			2	-34	5th

THURSDAY 12TH - SUNDAY 15TH NOVEMBER 2009

HUTT BOWLING CLUB

TRIPLES

	Willems	Wylie	Ware	McNeill	Germon	Horne	Reynolds	Group Points	Diff.	Final Ranking
Willems, Bennett, Mitchell		15-5	16-5	14-11	6-11	7-14	11-15	6	+8	3rd
Wylie, Mahoney,Haskell	5-15		6-13	14-4	5-13	15-7	9-8	6	-4	5th
Ware, Daly, Bentley	5-16	13-6		7-13	13-7	12-5	12-6	8		1st
McNeill, Warwick, Engi	11-14	4-14	13-7		14-14	21-6	6-12	5		6th
Germon, Shaw, Gibson	11-6	13-5	7-13	14-14		15-0	11-20	7		2nd
Horne, Frude, Strang	14-7	7-15	5-12	6-21	0-15		13-6	4		7th
Reynolds, Coburn, Brodie	15-11	8-9	6-12	12-6	20-11	6-13		6	+5	4th

**2009 MITSUBISHI MOTORS PNZ NATIONAL CHAMPIONSHIPS  
WELLINGTON, NEW ZEALAND**

**- HANDCYCLING -**

SATURDAY 14TH NOVEMBER 2009

KAPITI CYCLING CLUB

**10KM TIME TRIAL**

PLACE	NAME	TEAM	GENDER	CLASS	RESULT
<b>Men</b>					
1	Jon Nelson	CB	M	HCC	21:49.00
2	Barry Hutchison	WK	M	HCB P	34:23.00
<b>Women</b>					
1	Sue Reid	AK	W	HCC P	23:29.00
2	Tiffany Perry	WK	W	HCB P	28:01.00

**30KM ROAD RACE**

PLACE	NAME	TEAM	GENDER	CLASS	RESULT
<b>Men</b>					
1	Jon Nelson	CB	M	HCC	1hr 14:11
2	Barry Hutchison	WK	M	HCB P	1hr 59:22
3	Brent Lynn	NL	M	HCC P	2hrs 02:39
<b>Women</b>					
1	Tiffany Perry	WK	W	HCB P	1hr 35:47
2	Sue Reid	AK	W	HCC P	1hr 23:50

**2009 MITSUBISHI MOTORS PNZ NATIONAL CHAMPIONSHIPS  
WELLINGTON, NEW ZEALAND**

**- POWERLIFTING -**

SUNDAY 15TH NOVEMBER 2009

YMCA, TRENTHAM

POWERLIFTING								
PLACE	NAME	TEAM	GENDER	CLASS	WEIGHT	RESULT	POINTS	PNZ RECORD
<b>Mixed</b>								
1	George Taamaru	AK	M	100+	129.8	<b>195.0kg</b>	110.33	242.5kg
2	Tony Vaka	AK	M	100+	114.8	<b>185.0kg</b>	107.54	242.5kg
3	Brian Froggatt	NL	M	82.5	76.5	<b>145.0kg</b>	101.92	170.0kg
4	Stacey Lomax	WK	M	60.0	58.2	<b>95.0kg</b>	83.84	90.0kg <b>Record</b>
5	Ray Green	WN	M	100.0	144.4	<b>122.5kg</b>	79.76	150.0kg
6	Darren Stent	WK	M	90.0	86.7	<b>95.0kg</b>	68.20	175.0kg
7	Joseph Wilson	CB	M	90.0	84.2	<b>95.0kg</b>	62.88	175.0kg
8	Brent Lynn	NL	M	100.0	92.0	<b>80.0kg</b>	50.52	150.0kg
9	Chris Harvey	WK	M	75.0	73.4	<b>60.0kg</b>	43.41	152.5kg
-	MingMing Edgar	NL	M	67.5	66.6	<b>87.5kg</b>	-	-

**2009 MITSUBISHI MOTORS PNZ NATIONAL CHAMPIONSHIPS  
WELLINGTON, NEW ZEALAND**

**- SAILING -**

THURSDAY 12TH - SUNDAY 15TH NOVEMBER 2009

QUEENS WHARF

**SAILING**

PLACE	NAME	TEAM	GENDER	CLASS	1	2	3	4	5	6	7	8	Total
1	Andrew May	CB	M	SPD1	1	2	1	1	1	1	1	1	07
2	Tim Dempsey	AK	M	SPB1	2	1	DNF	2	2	5	2	2	16
3	Pascal Sigrist	AK	M	SPD1	3	6	2	4	6	4	9	4	29
4	Annabelle Tye	WN	W	SPD1	5	4	7	3	4	2	7	6	31
5	Brendan Tourelle	AK	M	SPD1	8	9	3	5	5	9	3	3	36
6	John Buchanan	AK	M	SPB1	4	3	8	6	7	7	6	5	38
7	Michael Jones	WN	M	SPD1	7	5	6	8	3	6	4	7	38
8	Alexander O'Connor	WN	M		9	7	5	7	8	3	8	9	47
9	John Toole	AK	M	SPD1	6	8	4	DNF	9	8	5	8	48
10	Alice Leslie	WN	W	SPD1	10	10	9	9	10	10	10	10	68

**Notes:**

1. Under the sailing instructions, each sailor is entitled to drop the score of one race. The total score is therefore the sum of their best seven races.
2. DNF signifies that the sailor did not finish the race.
3. Regarding the 6th and 7th placings, if two boats have the same scores over the series, they are ranked in the order of their scores in the last race.

**2009 MITSUBISHI MOTORS PNZ NATIONAL CHAMPIONSHIPS  
WELLINGTON, NEW ZEALAND**

**- SHOOTING -**

SATURDAY 14TH NOVEMBER 2009

ALLEN RANGE

**R6/R9 - 50m Prone**

PLACE	NAME	TEAM	GENDER	CLASS	1	2	3	4	5	6	Total	PNZ RECORD
1	Michael Johnson	AK	M	SH2	94	96	97	97	98	98	580	583
2	Greg Reid	WN	M	SH1 P	97	95	95	96	97	99	579	546 *

SATURDAY 14TH NOVEMBER 2009

KEENE RANGE

**R3 - 10m Air Rifle Prone**

PLACE	NAME	TEAM	GENDER	CLASS	1	2	3	4	5	6	Total	PNZ RECORD
1	Greg Reid	WN	M	SH1 P	97	95	99	98	98	99	586	600
2	Jan Apel	AK	W	SH1 P	90	94	94	98	91	88	555	600
3	Patrick Witehira	AK	M	SH1 P	91	89	90	79	86	89	524	600

**R5 - 10m Air Rifle Prone**

PLACE	NAME	TEAM	GENDER	CLASS	1	2	3	4	5	6	Total	PNZ RECORD
1	Michael Johnson	AK	M	SH2	100	100	100	100	99	100	599	600
2	Grant Philip	CB	M	SH2 P	98	98	99	99	96	97	587	600
3	Grant Sharman	AK	M	SH2 P	96	98	99	94	88	96	571	600

SUNDAY 15TH NOVEMBER 2009

KEENE RANGE

**R1/R2 - 10m Air Rifle Standing**

PLACE	NAME	TEAM	GENDER	CLASS	1	2	3	4	5	6	Total	PNZ RECORD
1	Greg Reid	WN	M	SH1 P	90	92	87	87	89	93	538	600
2	Patrick Witehira	AK	M	SH1 P	73	81	85	82	81	77	479	600

**R4 - 10m Air Rifle Standing**

PLACE	NAME	TEAM	GENDER	CLASS	1	2	3	4	5	6	Total	PNZ RECORD
1	Michael Johnson	AK	M	SH2	99	99	100	100	100	99	597	600
2	Grant Philip	CB	M	SH2	100	98	97	98	99	97	589	600
3	Grant Sharman	AK	M	SH2 P	92	91	90	87	95	93	548	600

\* Record not approved.

**2009 MITSUBISHI MOTORS PNZ NATIONAL CHAMPIONSHIPS  
WELLINGTON, NEW ZEALAND**

**- SWIMMING -**

FRIDAY 13TH NOVEMBER 2009

WELLINGTON REGIONAL AQUATIC CENTRE (25M)

**400M FREESTYLE**

PLACE	NAME	TEAM	GENDER	CLASS	RESULT	STANDARD	%	PNZ RECORD
<b>Men</b>								
1	Daniel Holt	AK	M 19&U	S13	<b>4:38.09</b>	4:14.68	109.2%	4:31.73
2	Michael Ardern	WK	M Open	S7	<b>5:30.12</b>	4:54.09	112.3%	4:54.09
3	Jesse Reynolds	WK	M 19&U	S9	<b>6:14.40</b>	4:21.88	143.0%	4:54.04
4	Jeff Moore	CB	M Masters	S9 P	<b>6:48.98</b>	4:21.88	156.2%	4:54.04
<b>Women</b>								
1	Rebecca Dubber	AK	W 19&U	S7	<b>5:41.23</b>	5:50.39	97.4%	5:43.06 <b>Record</b>
2	Áine Kelly-Costello	AK	W 19&U	S11	<b>6:09.71</b>	5:39.19	109.0%	7:37.91 <b>Record</b>

**100M INDIVIDUAL MEDLEY**

PLACE	NAME	TEAM	GENDER	CLASS	RESULT	STANDARD	%	PNZ RECORD
<b>Men</b>								
1	Michael Ardern	WK	M Open	SM7	<b>1:21.40</b>	1:20.20	101.5%	1:19.88
2	Tyla Johnson	CB	M 19&U	SM8	<b>1:36.66</b>	1:09.61	138.9%	1:26.27
3	Jesse Reynolds	WK	M 19&U	SM9	<b>1:41.21</b>	1:02.09	163.0%	1:23.82
4	Tyler Jennings	HB	M 19&U	SM7	<b>1:58.23</b>	1:20.20	147.4%	1:19.88
<b>Women</b>								
1	Sophie Pascoe	CB	W 19&U	SM10	<b>1:14.17</b>	1:14.26	99.9%	1:12.41
2	Mary Fisher	WN	W 19&U	SM12	<b>1:23.91</b>	1:20.81	103.8%	1:49.09 <b>Record</b>
3	Tayla Clement	BP	W 19&U	SM9 P	<b>1:51.27</b>	1:16.98	144.5%	1:43.92
4	Dana Jenkins	OT	W 19&U	SM10 P	<b>2:14.67</b>	1:14.26	181.3%	1:12.41

**50M BACKSTROKE**

PLACE	NAME	TEAM	GENDER	CLASS	RESULT	STANDARD	%	PNZ RECORD
<b>Men</b>								
1	Tyla Johnson	CB	M 19&U	S8	<b>0:45.97</b>	0:31.91	144.1%	0:40.50
2	Anton Besseling	TN	M 19&U	S8 P	<b>1:23.35</b>	0:31.91	261.2%	0:40.50
3	George Taamaru	AK	M Masters	S9 P	<b>1:17.13</b>	0:27.65	279.0%	0:41.56
<b>Women</b>								
1	Sophie Pascoe	CB	W 19&U	S10	<b>0:33.90</b>	0:34.10	99.4%	0:33.03
2	Rebecca Dubber	AK	W 19&U	S7	<b>0:44.03</b>	0:40.58	108.5%	0:51.74 <b>Record</b>
3	Mary Fisher	WN	W 19&U	S12	<b>0:38.28</b>	0:35.07	109.2%	1:04.87 <b>Record</b>
4	Jessica Cleverley	BP	W 19&U	S12	<b>0:47.91</b>	0:35.07	136.6%	1:04.87
5	Nikita Howarth	WK	W 19&U	S7 P	<b>1:01.35</b>	0:40.58	151.2%	0:51.74
6	Dana Jenkins	OT	W 19&U	S10 P	<b>1:02.87</b>	0:34.10	184.4%	0:33.03
7	Sarah Fuhrer	WK	W 19&U	S5	<b>1:29.41</b>	0:43.89	203.7%	1:27.31
-	Jacquie Ruth	CB	W 19&U	S6 P	<b>DQ</b>	0:43.12	-	1:07.19

**100M BUTTERFLY**

PLACE	NAME	TEAM	GENDER	CLASS	RESULT	STANDARD	%	PNZ RECORD
<b>Men</b>								
1	Daniel Holt	AK	M 19&U	S13	<b>1:11.99</b>	1:00.52	119.0%	1:08.01
<b>Women</b>								
1	Mary Fisher	WN	W 19&U	S12	<b>1:25.19</b>	1:09.46	122.6%	1:22.42
-	Bryall McPherson	AK	W Open	S8 P	<b>DQ</b>	1:22.93	-	1:36.45

**2009 MITSUBISHI MOTORS PNZ NATIONAL CHAMPIONSHIPS  
WELLINGTON, NEW ZEALAND**

**- SWIMMING -**

FRIDAY 13TH NOVEMBER 2009

WELLINGTON REGIONAL AQUATIC CENTRE (25M)

**50M BREASTSTROKE**

PLACE	NAME	TEAM	GENDER	CLASS	RESULT	STANDARD	%	PNZ RECORD
<b>Men</b>								
1	Daniel Sharp	AK	M Open	SB13	<b>0:30.66</b>	0:30.52	100.5%	0:30.52
2	Michael Ardern	WK	M Open	SB7	<b>0:42.58</b>	0:37.90	112.3%	0:41.95
3	Tyla Johnson	CB	M 19&U	SB8	<b>0:44.50</b>	0:34.29	129.8%	0:43.82
4	Tyler Jennings	HB	M 19&U	SB7	<b>1:00.25</b>	0:37.90	159.0%	0:41.95
5	Mark Bruce	CB	M Masters	SB9	<b>0:56.53</b>	0:31.99	176.7%	0:44.77
6	Daryl Humberstone	CB	M Masters	SB9	<b>1:10.05</b>	0:31.99	219.0%	0:44.77
7	George Taamaru	AK	M Masters	SB8 P	<b>1:15.15</b>	0:34.29	219.2%	0:43.82
<b>Women</b>								
1	Sophie Pascoe	CB	W 19&U	SB9	<b>0:41.00</b>	0:38.60	106.2%	0:37.87
2	Nikita Howarth	WK	W 19&U	SB7 P	<b>0:54.01</b>	0:44.27	122.0%	0:59.76 *
3	Dana Jenkins	OT	W 19&U	SB9 P	<b>1:07.57</b>	0:38.60	175.1%	0:37.87
4	Susan Cowhan	NO	W Open	SB9	<b>1:15.45</b>	0:38.60	195.5%	0:37.87
5	Jacquie Ruth	CB	W 19&U	SB5 P	<b>1:34.81</b>	0:44.79	211.7%	2:34.04 *
-	Tayla Clement	BP	W 19&U	SB8 P	<b>DQ</b>	0:37.35	-	0:50.94
-	Sarah Fuhrer	WK	W 19&U	SB4	<b>DQ</b>	1:11.29	-	1:15.63
-	Kate Johnson	CB	W Masters	SB5 P	<b>DQ</b>	0:44.79	-	0:37.87

**100M FREESTYLE**

PLACE	NAME	TEAM	GENDER	CLASS	RESULT	STANDARD	%	PNZ RECORD
<b>Men</b>								
1	Daniel Sharp	AK	M Open	S13	<b>0:56.63</b>	0:55.19	102.6%	0:56.53 <b>Record</b>
2	Daniel Holt	AK	M 19&U	S13	<b>1:01.64</b>	0:55.19	111.7%	0:56.53
3	Michael Ardern	WK	M Open	S7	<b>1:09.75</b>	1:01.33	113.7%	1:07.20
4	Cameron Leslie	AK	M 19&U	S5	<b>1:29.22</b>	1:12.30	123.4%	1:35.75 <b>Record</b>
5	Jeff Moore	CB	M Masters	S9 P	<b>1:25.04</b>	0:54.42	156.3%	1:03.13
6	Jesse Reynolds	WK	M 19&U	S9	<b>1:25.69</b>	0:54.42	157.5%	1:03.13
7	Tyler Jennings	HB	M 19&U	S7	<b>1:41.12</b>	1:01.33	164.9%	1:07.20
8	Mark Bruce	CB	M Masters	S10 P	<b>1:29.50</b>	0:49.88	179.4%	0:59.40
-	George Taamaru	AK	M Masters	S9 P	<b>DQ</b>	0:54.42	-	1:03.13
<b>Women</b>								
1	Sophie Pascoe	CB	W 19&U	S10	<b>1:09.17</b>	1:02.72	110.3%	1:06.10
2	Áine Kelly-Costello	AK	W 19&U	S11	<b>1:21.45</b>	1:12.36	112.6%	1:44.18 <b>Record</b>
3	Rebecca Dubber	AK	W 19&U	S7	<b>1:23.85</b>	1:14.25	112.9%	1:22.34
4	Bryall McPherson	AK	W 19&U	S8 P	<b>1:32.98</b>	1:08.73	135.3%	1:23.20
5	Sarah Fuhrer	WK	W 19&U	S5	<b>2:00.49</b>	1:24.82	142.1%	1:56.92
6	Tayla Clement	BP	W 19&U	S9 P	<b>1:37.36</b>	1:05.13	149.5%	1:12.47
7	Jessica Cleverley	BP	W 19&U	S12	<b>1:45.27</b>	1:04.93	162.1%	1:17.40
8	Dana Jenkins	OT	W 19&U	S10 P	<b>2:15.48</b>	1:02.72	216.0%	1:06.10

**4 x 50M RELAY - MEDLEY**

PLACE	NAME	TEAM	GENDER	CLASS	RESULT	STANDARD	%	PNZ RECORD
<b>Mixed</b>								
1	Canterbury	- Bruce, Johnson, Pascoe, Humberstone			<b>2:23.37</b>	-	-	Vacant *
2	Southern North Island	- Bessling, Ruth#, Fisher, Jennings			<b>4:25.37</b>	-	-	Vacant *
3	Central North Island	- Clement, Ardern, Reynolds, Cleverley			<b>DQ</b>	-	-	Vacant
4	Auckland	- Dubber, Sharp, Holt, Leslie			<b>DQ</b>	-	-	Vacant

**2009 MITSUBISHI MOTORS PNZ NATIONAL CHAMPIONSHIPS  
WELLINGTON, NEW ZEALAND**

**- SWIMMING -**

SATURDAY 14TH NOVEMBER 2009

WELLINGTON REGIONAL AQUATIC CENTRE (25M)

**200M INDIVIDUAL MEDLEY**

PLACE	NAME	TEAM	GENDER	CLASS	RESULT	STANDARD	%	PNZ RECORD
<b>Men</b>								
1	Michael Ardern	WK	M Open	SM7	<b>2:48.97</b>	2:47.32	101.0%	2:52.53 <b>Record</b>
<b>Women</b>								
1	Mary Fisher	WN	W 19&U	SM12	<b>2:56.57</b>	2:39.93	110.4%	3:38.15 <b>Record</b>

**200M FREESTYLE**

PLACE	NAME	TEAM	GENDER	CLASS	RESULT	STANDARD	%	PNZ RECORD
<b>Men</b>								
1	Daniel Holt	AK	M 19&U	S13	<b>2:11.42</b>	1:59.92	109.6%	2:13.93 <b>Record</b>
2	Jeff Moore	CB	M Masters	S9 P	<b>4:05.88</b>	2:04.02	198.3%	2:31.86
<b>Women</b>								
1	Rebecca Dubber	AK	W 19&U	S7	<b>2:52.70</b>	2:38.53	108.9%	2:55.39 <b>Record</b>
2	Sophie Pascoe	CB	W 19&U	S10	<b>2:57.01</b>	2:24.13	122.8%	2:24.39
3	Sarah Fuhrer	WK	W 19&U	S5	<b>4:03.76</b>	3:07.14	130.3%	4:04.44 <b>Record</b>
4	Tayla Clement	BP	W 19&U	S9 P	<b>3:29.01</b>	2:20.30	149.0%	2:36.24
5	Dana Jenkins	OT	W 19&U	S10 P	<b>4:22.71</b>	2:24.13	182.3%	2:24.39

**50M BUTTERFLY**

PLACE	NAME	TEAM	GENDER	CLASS	RESULT	STANDARD	%	PNZ RECORD
<b>Men</b>								
1	Daniel Sharp	AK	M Open	S13	<b>0:27.43</b>	0:27.72	99.0%	0:27.39
2	Daniel Holt	AK	M 19&U	S13	<b>0:31.97</b>	0:27.72	115.3%	0:27.39
3	Tyler Jennings	HB	M 19&U	S7	<b>0:58.45</b>	0:33.22	175.9%	0:38.87
-	Jesse Reynolds	WK	M 19&U	S9	<b>DQ</b>	0:27.19	-	0:33.56
<b>Women</b>								
1	Sophie Pascoe	CB	W 19&U	S10	<b>0:33.66</b>	0:33.22	101.3%	0:32.42
2	Mary Fisher	WN	W 19&U	S12	<b>0:35.25</b>	0:31.91	110.5%	0:35.69 <b>Record</b>
-	Bryall McPherson	AK	W Open	S8 P	<b>DQ</b>	0:34.82	-	0:53.20

**100M BREASTSTROKE**

PLACE	NAME	TEAM	GENDER	CLASS	RESULT	STANDARD	%	PNZ RECORD
<b>Men</b>								
1	Cameron Leslie	AK	M 19&U	SB3	<b>2:11.85</b>	2:00.39	109.5%	4:36.49 <b>Record</b>
2	Daniel Sharp	AK	M Open	SB13	<b>1:15.17</b>	1:07.71	111.0%	1:07.71
3	Michael Ardern	WK	M Open	SB7	<b>1:36.52</b>	1:20.74	119.5%	1:32.05
4	Tyler Jennings	HB	M 19&U	SB7	<b>2:15.51</b>	1:20.74	167.8%	1:32.05
5	Mark Bruce	CB	M Masters	SB9	<b>2:04.16</b>	1:09.13	179.6%	1:30.10
-	George Taamaru	AK	M Masters	SB8 P	<b>DQ</b>	1:13.79	-	1:34.30
<b>Women</b>								
1	Nikita Howarth	WK	W 19&U	SB7 P	<b>1:52.75</b>	1:36.70	116.6%	2:22.28 *
2	Tayla Clement	BP	W 19&U	SB8 P	<b>2:13.19</b>	1:19.13	168.3%	1:48.88
3	Dana Jenkins	OT	W 19&U	SB9 P	<b>2:21.22</b>	1:22.36	171.5%	1:20.72
4	Susan Cowhan	NO	W Open	SB9	<b>2:58.50</b>	1:22.36	216.7%	1:20.72

**2009 MITSUBISHI MOTORS PNZ NATIONAL CHAMPIONSHIPS  
WELLINGTON, NEW ZEALAND**

**- SWIMMING -**

SATURDAY 14TH NOVEMBER 2009

WELLINGTON REGIONAL AQUATIC CENTRE (25M)

**50M FREESTYLE**

PLACE	NAME	TEAM	GENDER	CLASS	RESULT	STANDARD	%	PNZ RECORD
<b>Men</b>								
1	Michael Ardern	WK	M Open	S7	<b>0:30.50</b>	0:28.25	108.0%	0:30.37
2	Daniel Sharp	AK	M Open	S13	<b>0:26.57</b>	0:24.40	108.9%	0:24.40
3	Daniel Holt	AK	M 19&U	S13	<b>0:28.55</b>	0:24.40	117.0%	0:24.40
4	Tyla Johnson	CB	M 19&U	S8	<b>0:37.53</b>	0:27.51	136.4%	0:32.43
5	Jeff Moore	CB	M Masters	S9 P	<b>0:37.50</b>	0:25.52	146.9%	0:29.77
6	Jesse Reynolds	WK	M 19&U	S9	<b>0:41.23</b>	0:25.52	161.6%	0:29.77
7	Tyler Jennings	HB	M 19&U	S7	<b>0:45.88</b>	0:28.25	162.4%	0:30.37
8	Mark Bruce	CB	M Masters	S10 P	<b>0:40.40</b>	0:23.18	174.3%	0:27.29
9	George Taamaru	AK	M Masters	S9 P	<b>0:49.28</b>	0:25.52	193.1%	0:29.77
10	Anton Besseling	TN	M 19&U	S8 P	<b>1:32.21</b>	0:27.51	335.2%	0:32.43
<b>Women</b>								
1	Rebecca Dubber	AK	W 19&U	S7	<b>0:40.48</b>	0:34.55	117.2%	0:38.81
2	Bryall McPherson	AK	W Open	S8 P	<b>0:40.42</b>	0:32.04	126.2%	0:38.45
3	Tayla Clement	BP	W 19&U	S9 P	<b>0:42.37</b>	0:29.73	142.5%	0:33.91
4	Sarah Fuhrer	WK	W 19&U	S5	<b>0:54.62</b>	0:37.39	146.1%	0:54.16
5	Dana Jenkins	OT	W 19&U	S10 P	<b>0:55.85</b>	0:28.52	195.8%	0:30.51
6	Jacquie Ruth	CB	W 19&U	S6 P	<b>1:18.91</b>	0:37.70	209.3%	0:41.72

**100M BACKSTROKE**

PLACE	NAME	TEAM	GENDER	CLASS	RESULT	STANDARD	%	PNZ RECORD
<b>Men</b>								
1	Michael Ardern	WK	M Open	S7	<b>1:19.29</b>	1:14.47	106.5%	1:18.18
2	Cameron Leslie	AK	M 19&U	S5	<b>1:37.90</b>	1:35.18	102.9%	2:33.28 <b>Record</b>
3	Jesse Reynolds	WK	M 19&U	S9	<b>1:44.74</b>	1:00.09	174.3%	1:09.12
<b>Women</b>								
1	Sophie Pascoe	CB	W 19&U	S10	<b>1:14.19</b>	1:12.16	102.8%	1:10.53
2	Rebecca Dubber	AK	W 19&U	S7	<b>1:32.69</b>	1:25.14	108.9%	1:30.10
3	Mary Fisher	WN	W 19&U	S12	<b>1:22.47</b>	1:13.45	112.3%	1:19.39
4	Bryall McPherson	AK	W Open	S8 P	<b>1:51.44</b>	1:16.60	145.5%	1:27.06
5	Dana Jenkins	OT	W 19&U	S10 P	<b>2:09.36</b>	1:12.16	179.3%	1:10.53
-	Áine Kelly-Costello	AK	W 19&U	S11	<b>DQ</b>	1:23.28	-	2:06.19

**4 x 50M RELAY - FREESTYLE**

PLACE	NAME	TEAM	GENDER	CLASS	RESULT	PNZ RECORD
<b>Mixed</b>						
1	Auckland	- Holt, Dubber, Leslie, Sharp			<b>2:15.44</b>	Vacant <b>Record</b>
2	Central North Island	- Reynolds, Howarth, Clement, Ardern			<b>2:17.94</b>	Vacant
3	Canterbury	- Moore, Bruce, Johnson, Pascoe			<b>2:19.68</b>	Vacant
4	Southern North Island	- McPherson#, Bessling, Ruth#, Fisher			<b>3:09.76</b>	Vacant

\* Record not approved.

# Athlete loaned from another region.

**2009 MITSUBISHI MOTORS PNZ NATIONAL CHAMPIONSHIPS  
WELLINGTON, NEW ZEALAND**

**- TABLE TENNIS -**

SATURDAY 14TH - SUNDAY 15TH NOVEMBER 2009

KARORI RECREATION CENTRE

SINGLES - AMBULANT

**GROUP: A**

PLAYERS' NAMES	Wins	Losses	Placing
A. Jack Jacobs	2	0	1
B. Jason Wali	0	2	3
C. Daryl Humberstone	1	1	2

WINNER : Jack Jacobs

RUNNER-UP : Daryl Humberstone

MATCH 1					WINNER
Jack Jacobs	11	11	11		Jacobs
Daryl Humberstone	2	7	3		

MATCH 2					WINNER
Jason Wali	1	1	2		
Daryl Humberstone	11	11	11		Humberstone

MATCH 3					WINNER
Jack Jacobs	11	11	11		Jacobs
Jason Wali	0	1	4		

**GROUP: B**

PLAYERS' NAMES	Wins	Losses	Placing
A. Mark Wilson	1	2	3
B. Jack Woods	0	3	0
C. Mark Bruce	3	0	1
D. Ayush Bhatnagar *	2	1	2

*\*withdrawn after group play pending classification*

WINNER : Mark Bruce

RUNNER-UP : Mark Wilson

MATCH 1					WINNER
Mark Wilson	3	5	6		
Mark Bruce	11	11	11		Bruce

MATCH 2					WINNER
Jack Woods	1	4	3		
Ayush Bhatnagar	11	11	11		Bhatnagar



**2009 MITSUBISHI MOTORS PNZ NATIONAL CHAMPIONSHIPS  
WELLINGTON, NEW ZEALAND**

**- TABLE TENNIS -**

SATURDAY 14TH - SUNDAY 15TH NOVEMBER 2009

KARORI RECREATION CENTRE

**SINGLES - WHEELCHAIR**

**GROUP: A**

PLAYERS' NAMES	Wins	Losses	Placing
A. James Goulding	1	1	2
B. Shakti Krishnan	0	2	3
C. John Marrable	2	0	1

WINNER : John Marrable

RUNNER-UP : James Goulding

MATCH 1	WINNER
James Goulding	Marrable
John Marrable	

MATCH 2	WINNER
Shakti Krishnan	Marrable
John Marrable	

MATCH 3	WINNER
James Goulding	Goulding
Shakti Krishnan	

**GROUP: B**

PLAYERS' NAMES	Wins	Losses	Placing
A. Irmana Kingi	2	1	2
B. Patrick Witehira	3	0	1
C. Peter Martin	1	2	3
D. Maureen Crawford	0	3	4

WINNER : Patrick Witehira

RUNNER-UP : Irmana King

MATCH 1	WINNER
A. Irmana Kingi	Kingi
C. Peter Martin	

**2009 MITSUBISHI MOTORS PNZ NATIONAL CHAMPIONSHIPS  
WELLINGTON, NEW ZEALAND**

**- TABLE TENNIS -**

SATURDAY 14TH - SUNDAY 15TH NOVEMBER 2009

KARORI RECREATION CENTRE

**SINGLES - WHEELCHAIR**

**GROUP: B**

MATCH 2						WINNER
B.	Patrick Witehira	11	11	6	12	Witehira
D.	Maureen Crawford	8	9	11	10	

MATCH 3						WINNER
A.	Irmana Kingi	12	11	11		Kingi
D.	Maureen Crawford	10	9	2		

MATCH 4						WINNER
B.	Patrick Witehira	11	11	6	11	Witehira
C.	Peter Martin	6	9	11	6	

MATCH 5						WINNER
C.	Peter Martin	6	11	11	11	Martin
D.	Maureen Crawford	11	6	3	9	

MATCH 6						WINNER
A.	Irmana Kingi	5	7	11	9	
B.	Patrick Witehira	11	11	8	11	Witehira

\* Please note, matches not necessarily played in the above order.

**2009 MITSUBISHI MOTORS PNZ NATIONAL CHAMPIONSHIPS  
WELLINGTON, NEW ZEALAND**

**- TABLE TENNIS -**

SATURDAY 14TH - SUNDAY 15TH NOVEMBER 2009


KARORI RECREATION CENTRE

**SINGLES - WHEELCHAIR**

**KNOCK OUT**

**SEMIS FINAL**


John Marrable



John Marrable 8,8,8

I. Kingi

James Goulding



James Goulding 5,-8,6,12

Patrick Witehira

John Marrable 4,9,-7,3

**PLACE NAME**

1	John Marrable
2	James Goulding
3	Patrick Witehira

**PLAYOFF MATCHES**

3rd/4th	Witehira defeated Kingi 8, 9, 5
---------	---------------------------------

**2009 MITSUBISHI MOTORS PNZ NATIONAL CHAMPIONSHIPS  
WELLINGTON, NEW ZEALAND**

**- TABLE TENNIS -**

SATURDAY 14TH - SUNDAY 15TH NOVEMBER 2009

KARORI RECREATION CENTRE

DOUBLES - COMBINED

**KNOCK OUT**

**QUARTERS SEMIS FINAL**



PLACE	NAME
1	Bruce & Krishnan
2	Humberstone & Goulding
3	Jacobs & Crawford

PLAYOFF MATCHES	
3rd/4th	Jacobs & Crawford defeated Woods & Witehira 3,4,-9,5

**2009 MITSUBISHI MOTORS PNZ NATIONAL CHAMPIONSHIPS  
WELLINGTON, NEW ZEALAND**

**- AWARDS AND MEDALS -**

**REGIONAL TEAM TROPHY**

Auckland

**MITSUBISHI MOTORS TROPHY**

Rebecca Dubber

**BEST PERFORMING FIELD ATHLETE**

Jessica Hamill

**CARBINE TROPHY - 100 METRES**

Matthew Lack

**BEST PERFORMING SHOOTER**

Mike Johnson

**BEST PERFORMING POWERLIFTER**

George Taamaru

**HANDCYCLING COMPETITIVE SPIRIT**

Brent Lynn

**BEST OVERALL LAWN BOWLER OF THE SERIES**

Joan Ware & Richard Bently

**BEST PERFORMING JUNIOR ATHLETE**

Rebecca Dubber

**GRAHAM CONDON FUTURE PARALYMPIAN**

Rebecca Dubber

**BEST PERFORMING TRACK ATHLETE**

Matthew Lack

**MOST PROMISING TRACK & FIELD ATHLETE**

Matthew Lack

**MOST PROMISING SHOOTER**

Grant Sharman

**BEST PERFORMING SWIMMER**

Rebecca Dubber

**MOST PROMISING TABLE TENNIS PLAYER**

Mark Wilson

**BEST OVERALL SAILER OF THE SERIES**

Andrew May

**BEST PERFORMING OTAGO-SOUTHLAND ATHLETE**

Jessica Hamill

**REGIONAL TEAM STANDINGS**

NAME	REGION	GOLD	SILVER	BRONZE	POINTS
Auckland	AKL	26	20	12	<b>130</b>
Canterbury	CAN	18	15	09	<b>93</b>
Central North Island	CNI	06	08	11	<b>45</b>
Southern North Island	SNI	05	09	07	<b>40</b>
Otago-Southland	OTS	06	02	04	<b>26</b>

*\*\* Medals awarded, but no points allocated due to mixed regional teams*

**MIXED**

**ARCHERY**

BRONZE	SILVER	GOLD	EVENT
Jan Apel AKL	Patrick Withehira AKL	Joe Flavell AKL	Archery

**MEN**

**ATHLETICS**

**WOMEN**

BRONZE	SILVER	GOLD	EVENT	GOLD	SILVER	BRONZE
Daniel Autridge CAN	Chris Hickling SNI	Matthew Lack AKL	100 metres	Holly Robinson CAN	Meg Weston CAN	Jessica Cleverley CNI
Daniel Autridge CAN	Chris Hickling SNI	Matthew Lack AKL	200 metres	Chelsea Seagar AKL	Meg Weston CAN	-
George Hewitt SNI	Daniel Autridge CAN	Matthew Lack AKL	400 metres	Chelsea Seagar AKL	Meg Weston CAN	-
Jack Woods CAN	George Hewitt SNI	Matthew Lack AKL	800 metres	Chelsea Seagar AKL	-	-
Jack Woods CAN	George Hewitt SNI	Matthew Lack AKL	1,500 metres	Chelsea Seagar AKL	-	-
Ray Green SNI	Philip Hansford OTS	Julian Bethell CAN	Discus	Holly Robinson CAN	Holly Munro OTS	Chelsea Seagar AKL
Julian Bethell CAN	Joe Flavell AKL	Philip Hansford OTS	Shot Put	Jessica Hamill OTS	Holly Robinson CAN	Rebecca Hayman OTS
Ben Hekenui SNI	Joe Flavell AKL	Philip Hansford OTS	Javelin	Jessica Hamill OTS	Holly Robinson CAN	Rebecca Hayman OTS
Daryl Humberstone CAN	Jason Wali CAN	Connor Endrodi OTS	Long Jump	Chelsea Seagar AKL	Holly Robinson CAN	Jessica Cleverley CNI
-	-	Woods, Weston Chapman, Johnson CAN	4 x 100m Relay Ambulant			

**2009 MITSUBISHI MOTORS PNZ NATIONAL CHAMPIONSHIPS  
WELLINGTON, NEW ZEALAND**

**- AWARDS AND MEDALS -**

MIXED			BOWLS
BRONZE	SILVER	GOLD	EVENT
Joan Ware SNI	Richard Warick SNI	Quinn Mahoney CAN	Singles
Wylie, Bentley OTS / AKL **	Coburn, Shaw CAN	MacNiel, Horne SNI	Pairs
Willems, Bennett Mitchell CNI	Germon, Shaw Gibson CAN	Ware, Daly Bentley SNI / SNI / AKL **	Triples

MEN			HANDCYCLING	WOMEN		
BRONZE	SILVER	GOLD	EVENT	GOLD	SILVER	BRONZE
-	Barry Hutchinson CNI	Jon Nelson CAN	Time Trial	Sue Reid AKL	Tiffany Perry CNI	-
Brent Lynn AKL	Barry Hutchinson CNI	Jon Nelson CAN	Road Race	Tiffany Perry CNI	Sue Reid AKL	-

MIXED			POWERLIFTING
BRONZE	SILVER	GOLD	EVENT
Tony Vaka AKL	Brian Froggatt AKL	George Taamaru AKL	Powerlifting

MIXED			SAILING
BRONZE	SILVER	GOLD	EVENT
Pascal Signet AKL	Tim Dempsey AKL	Andrew May CAN	Sailing

MIXED			SHOOTING
BRONZE	SILVER	GOLD	EVENT
Grant Sharman AKL	Grant Philip CAN	Michael Johnson AKL	R1 Air Rifle Standing
Patrick Witehria AKL	Jan Apel AKL	Greg Reid SNI	R3 Air Rifle Prone
-	Patrick Witehria AKL	Greg Reid SNI	R4 Air Rifle Standing
Grant Sharman AKL	Grant Philip CAN	Michael Johnson AKL	R5 Air Rifle Prone
-	Greg Reid SNI	Michael Johnson AKL	R6/R9 50m Prone

**2009 MITSUBISHI MOTORS PNZ NATIONAL CHAMPIONSHIPS  
WELLINGTON, NEW ZEALAND**

**- AWARDS AND MEDALS -**

<b>MEN</b>			<b>SWIMMING</b>	<b>WOMEN</b>		
<b>BRONZE</b>	<b>SILVER</b>	<b>GOLD</b>	<b>EVENT</b>	<b>GOLD</b>	<b>SILVER</b>	<b>BRONZE</b>
Daniel Holt <b>AKL</b>	Daniel Sharp <b>AKL</b>	Michael Ardern <b>CNI</b>	<b>50m Freestyle</b>	Rebecca Dubber <b>AKL</b>	Bryall McPherson <b>AKL</b>	Tayla Clement <b>CNI</b>
Michael Ardern <b>CNI</b>	Daniel Holt <b>AKL</b>	Daniel Sharp <b>AKL</b>	<b>100m Freestyle</b>	Sophie Pascoe <b>CAN</b>	Aine Kelly-Costello <b>AKL</b>	Rebecca Dubber <b>AKL</b>
- -	Jeff Moore <b>CAN</b>	Daniel Holt <b>AKL</b>	<b>200m Freestyle</b>	Sophie Pascoe <b>CAN</b>	Rebecca Dubber <b>AKL</b>	Sarah Fuhrer <b>CNI</b>
Jesse Reynolds <b>CNI</b>	Michael Ardern <b>CNI</b>	Daniel Holt <b>AKL</b>	<b>400m Freestyle</b>	Rebecca Dubber <b>AKL</b>	Aine Kelly-Costello <b>AKL</b>	- -
George Taamaru <b>AKL</b>	Anton Besseling <b>SNI</b>	Tyla Johnson <b>CAN</b>	<b>50m Backstroke</b>	Sophie Pascoe <b>CAN</b>	Rebecca Dubber <b>AKL</b>	Mary Fisher <b>SNI</b>
Jesse Reynolds <b>CNI</b>	Cameron Leslie <b>AKL</b>	Michael Ardern <b>CNI</b>	<b>100m Backstroke</b>	Sophie Pascoe <b>CAN</b>	Rebecca Dubber <b>AKL</b>	Mary Fisher <b>SNI</b>
Tyla Johnson <b>CAN</b>	Michael Ardern <b>CNI</b>	Daniel Sharp <b>AKL</b>	<b>50m Breaststroke</b>	Sophie Pascoe <b>CAN</b>	Nikita Howarth <b>CNI</b>	Dana Jenkins <b>OTS</b>
Michael Ardern <b>CNI</b>	Daniel Sharp <b>AKL</b>	Cameron Leslie <b>AKL</b>	<b>100m Breaststroke</b>	Nikita Howarth <b>CNI</b>	Tayla Clement <b>CNI</b>	Dana Jenkins <b>OTS</b>
Tyler Jennings <b>SNI</b>	Daniel Holt <b>AKL</b>	Daniel Sharp <b>AKL</b>	<b>50m Butterfly</b>	Sophie Pascoe <b>CAN</b>	Mary Fisher <b>SNI</b>	- -
- -	- -	Daniel Holt <b>AKL</b>	<b>100m Butterfly</b>	Mary Fisher <b>SNI</b>	- -	- -
Jesse Reynolds <b>CNI</b>	Tyla Johnson <b>CAN</b>	Michael Ardern <b>CNI</b>	<b>100m IM</b>	Sophie Pascoe <b>CAN</b>	Mary Fisher <b>SNI</b>	Tayla Clement <b>CNI</b>
- -	- -	Michael Ardern <b>CNI</b>	<b>200m IM</b>	Mary Fisher <b>SNI</b>	- -	- -
Moore, Bruce Johnson, Pascoe <b>CAN</b>	Reynolds, Howarth Clement, Ardern <b>CNI</b>	Holt, Dubber Leslie, Sharp <b>AKL</b>	<b>4 x 50m Relay Freestyle</b>			
-	Bessling, Ruth Fisher, Jennings <b>SNI **</b>	Bruce, Johnson Pascoe, Humberstone <b>CAN</b>	<b>4 x 50m Relay Medley</b>			

<b>MIXED</b>			<b>TABLE TENNIS</b>
<b>BRONZE</b>	<b>SILVER</b>	<b>GOLD</b>	<b>EVENT</b>
Patrick Witehira <b>AKL</b>	James Goulding <b>AKL</b>	John Marrable <b>OTS</b>	<b>Singles Wheelchair</b>
Daryl Humberstone <b>CAN</b>	Mark Bruce <b>CAN</b>	Jack Jacobs <b>CAN</b>	<b>Singles Ambulant</b>
Jacobs Crawford <b>CAN / SNI **</b>	Humberstone Goulding <b>CAN / AKL **</b>	Krishnan Bruce <b>AKL / CAN **</b>	<b>Doubles Combined</b>